


Quality Indoor Air





Quality Indoor Air

FROM MATRIXAIR SYSTEMS

To most people it's obvious—walk in a room with clean indoor air and you feel the difference immediately. Businesses and homeowners have discovered the benefits of indoor air filtration—a healthy, relaxed and more comfortable environment for everyone.

Since 1983, MatrixAir/Pollution Research has manufactured safe and efficient air filtration systems based on a simple, highly effective approach—a triple layer of environmentally-safe filters, proven effective in treating indoor odors, pollutants and contamination. We started with the “three-phase” approach to quality indoor air and the results formula continues today.

Since our humble beginning with two models, we now manufacture over 19 products to safely purify indoor air—from portable home-office systems to workhorse whole-house and industrial units.

MatrixAir currently provides air filtration products to thousands of businesses including many well-known national and international chains ... and to thousands of homeowners and local businesses that want to bring their customers clean indoor air.

When we compare MatrixAir products against any air filtration systems on the market, we're confident we represent the best combination of safety, value, efficiency, ease of maintenance and effectiveness.



LEADERS IN AIR FILTRATION

Light Commercial

MatrixAir SuperSlim Ceiling Mount



- Designed for smaller rooms with 7-8 foot ceilings
- Quiet, unobtrusive operation
- Slim, sleek design
- Economical to own and operate

The MatrixAir SuperSlim is built for smaller spaces with restricted ceiling heights. Only 7" high, the SuperSlim fits perfectly into office or breakroom environments. Installs easily on solid ceilings with built-in mounts.

Dimensions: 22" L x 24" W x 7" H. **Electrical:** .74 amps, 120 volts, Single Speed, 7 ft power cord, 3 prong grounded plug. **Weight:** 45 lbs., **CFM:** 200. **Cabinet Finish:** White, Woodgrain, Black or Cherry. **Installation:** Ceiling or Wall mounted.

Filters Included — 1 Year Supply: 12-1/2" Polyester Pre Filters, 6-1/2" Activated Carbon Filters, 1-6" Deep HEPA Filter.

MatrixAir 2.0 Flushmount



- Replaces a 2'x2' ceiling tile in suspended ceiling
- Quiet and efficient in operation
- Easy to install

For smaller rooms with suspended ceilings, the Flushmount 2.0 is the simplest way to bring clean air to office or breakroom. Installation is so easy—remove a 2' x 2' ceiling tile, hang the 2.0 using the supplied kit ... plug in! Includes 2-speed fan for super-quiet and efficient operation.

Speeds: 2-Speed (high-500 CFM, low-400 CFM). **Electrical:** 2.17 amps, 115V, 60/50 Hz, 2 Speed, On/Off switch, 8 ft. power cord, 3 prong grounded plug. **Dimensions:** 23" L x 23" W x 10.25" H. **Cabinet:** Aluminum, in White or Black. **Shipping Weight:** 55 lbs. **Installation:** Suspended ceiling

Filters Included — 1 Year Supply: 12-1/2" Polyester Pre Filters, 6-1/2" Activated Carbon Filters, 1-3" Deep HEPA Filter.

MatrixAir 5.0 Flushmount

- Replaces one 2'x4' or two 2'x2' ceiling tiles in suspended ceiling
- Only 7" high — perfect for restricted clearance situations
- Quiet in operation, economical to own




The 5.0 Flushmount was designed for suspended ceiling installations with limited clearance heights—needs only 8" between the suspended grid and the surface above. All filters are easily accessible through the intake grill on the face of the system, for fast and simple maintenance.

Dimensions: 46-1/2" L x 23-3/4" W x 7" H. **Electrical:** .74 amps, 120 volts, Single Speed, 7 ft power cord, 3 prong grounded plug. **Weight:** 45 lbs. **CFM:** 200. **Cabinet Finishes:** Black or White. **Installation:** Suspended ceiling

Filters Included — 1 Year Supply: 12-1/2" Polyester Pre Filters, 6-1/2" Activated Carbon Filters, 1-6" Deep HEPA Filter.

MatrixAir 8.6 Flushmount



- High-performance unit for more demanding applications
- Easy installation using supplied install kit
- Economical to run

The 8.6 is a high-performance system, 'little brother' to our best-selling 10.0 Flushmount. The 8.6 is designed for larger rooms with more demanding filtering needs—ideal for smaller nightclubs, bars and restaurants. Installation is fast and economical—designed to fit perfectly in standard 2' x 4' suspended ceiling grids.

Dimensions: 46-1/2" L x 23-3/4" W x 12" H. **Electrical:** 2.1 amps, 120 volts, Two Speed, 10 ft power cord, 3 prong grounded plug. **Weight:** 75 lbs. **CFM:** 800. **Cabinet Finish:** White or Black (custom color available). **Installation:** Suspended ceiling.

Filters Included — 6 Month Supply: 6-1/2" Polyester Pre Filters, 3-1/2" Activated Carbon Filters, 1-6" Deep HEPA Filter.

MatrixAir Muscle Machine Ceiling Mount



- Slim-mount suspended unit—only 12" high
- Highly economical in commercial installations

Here's a difficult situation — you have a space with a solid ceiling, and with limited installation height, and you need to provide high levels of air filtering in an efficient package. Any solution? The MatrixAir Muscle Machine is a self-contained ceiling-mount air cleaner using only 12" of vertical space. High-performance Poly/HEPA/Carbon filtering means cleaner air ... and more satisfied customers.

Dimensions: 23" L x 24" W x 12" H. **Electrical:** 2.1 amps, 120 volts, Two Speed, 7 ft power cord, 3 prong grounded plug. **Weight:** 60 lbs. **CFM:** 800. **Cabinet Finish:** Black, White, Woodgrain, Cherry. **Installation:** Ceiling or wall mounted.

Filters Included — 1 Year Supply: 12-1/2" Polyester Pre Filters, 6-1/2" Activated Carbon Filters, 1-12" Deep HEPA Filter.

Price-Performance Option: Muscle Machine MM6 — same performance design as Muscle Machine, but uses economical 6" HEPA filter for less demanding environments.

Filters Included — Six Month Supply: 6-1/2" Polyester Pre Filters, 3-1/2" Activated Carbon Filters, 1-6" Deep HEPA Filter.

MatrixAir Mark10 Ceiling Mount



- Effective for larger room sizes
- Strong performer in spaces with 9-10 foot ceilings

The Mark 10 is a high-performance unit for solid-ceiling rooms with extended ceiling heights. Its 1000-CFM air handling easily manages filtration needs for larger rooms with up to 10 foot ceilings. Flexible mounting means the Mark 10 can be used in wall or ceiling mount situations.

Dimensions: 35-1/2" L x 25-1/2" W x 13" H. **Electrical:** 4.2 amps, 120 volts, Two Speed, 10 ft power cord, 3 prong grounded plug. **Weight:** 100 lbs. **CFM:** 1000. **Cabinet Finish:** Black, White, Woodgrain, Cherry. **Installation:** Ceiling or wall mounted.

Filters Included — 1 Year Supply: 12-1/2" Polyester Pre Filters, 6-1/2" Activated Carbon Filters, 1-12" Deep HEPA Filter.

MatrixAir Mark15 Ceiling Mount

- Powerful performance in up to 12' ceiling heights
- Workhorse unit for more demanding filtration




The Mark15 is designed for larger rooms with solid ceilings and extended heights—demanding environments that require more power and capacity. Filters are easily accessible through the Mark15's front-panel grille for fast, simple maintenance.

Dimensions: 35-1/2" L x 25-1/2" W x 17 1/2" H. **Electrical:** 6.2 amps, 120 volts, Two Speed, 10 ft power cord, 3 prong grounded plug. **Weight:** 125 lbs. **CFM:** 1500. **Cabinet Finish:** Black, White, Woodgrain. **Installation:** Ceiling or Wall mounted.

Filters Included — 1 Year Supply: 12-1/2" Polyester Pre Filters, 6-1/2" Activated Carbon Filters, 1-12" Deep HEPA Filter.

MatrixAir Mark20 Ceiling Mount

- A workhorse unit for the most aggressive containment and removal
- Suitable for extended ceiling heights and vaulted ceilings



For the most demanding environments—very high ceilings, large floor spaces or heavy contaminant loads—the Mark20 is our most powerful ceiling-mount performer. Designed for large open spaces like bowling centers, bingo halls or nightclubs, the Mark20 is powerful, versatile and surprisingly efficient to operate and maintain.

Dimensions: 36" L x 25" W x 25" H. **Electrical:** 9.0 amps, 120 volts, Two Speed 10 ft power cord, 3 prong grounded plug. **Weight:** 167 lbs. **CFM:** 2000. **Cabinet Finish:** Black, White, Woodgrain. **Installation:** Ceiling or wall mounted.

Filters Included — 1 Year Supply: 12-1/2" Polyester Pre Filters, 6-1/2" Activated Carbon Filters, 1-12" Deep HEPA Filter.

MatrixAir 10.0 Flushmount

- Our industry best-seller!
- Attractive 'flush' installation in suspended ceilings
- High performance for larger areas



For bigger rooms with suspended ceilings, MatrixAir has designed an unobtrusive performer—our best-selling 10.0 Flushmount. High air output and super-efficient Poly/HEPA/Carbon filtration means quiet, safe contaminant removal in a barely-noticeable package. Front-accessible filters for easy maintenance.

Dimensions: 46-1/2" L x 23-3/4" W x 12" H. **Electrical:** 4.2 amps, 120 volts, Two Speed, 10 ft power cord, 3 prong grounded plug. **Weight:** 85 lbs. **CFM:** 1000. **Cabinet Finish:** Black, White (**Note: Custom Color Available**). **Installation:** Suspended ceiling.

Filters Included — 1 Year Supply: 12-1/2" Polyester Pre Filters, 6-1/2" Activated Carbon Filters, 1-12" Deep HEPA Filter.

MatrixAir 22 Flushmount

- A unique item—designed for flush-mount installation in a solid ceiling!
- Same high-performance technology as our #1 selling 10.0.
- Slim-mount design—can easily be installed with limited ceiling clearance



The 22 Flushmount goes where others can't. A versatile performer for special applications, the 22FM needs only 13" of vertical clearance—perfect for solid or suspended ceiling installations with limited depth. Available in 14" and 22" widths for varied framing requirements—easy front-panel filter maintenance too.

Dimensions: 46 1/2" L x 22" W x 12" H. **Electrical:** 4.2 amps, 120 volts, Two Speed, 10 ft power cord, 3 prong grounded plug. **Weight:** 85 lbs. **CFM:** 1000. **Cabinet Finish:** Black, White (**Note: Custom Color Available**). **Installation:** Solid ceiling with 24" on-center joists, or suspended ceilings that do not have clearance to install the 10.0 FM.

Filters Included — 1 Year Supply: 12-1/2" Polyester Pre Filters, 6-1/2" Activated Carbon Filters, 1-12" Deep HEPA Filter.

Installation Option — MatrixAir 14 Flushmount — same design as the FM 22, but designed for installation with 16" on-center joists

Systems

MatrixAir 20.0 Flushmount

- The workhorse answer to flush-mount installation
- Aggressive air cleaning for demanding applications
- Attractive and unobtrusive look



For the largest rooms with suspended ceilings and heavy contaminant loads—restaurants, bars, nightclubs and many more—the 20.0 is the performance choice for demanding environments. Bring your customers purer air and a better experience, even in heavy smoke-loading/contaminant situations.

Dimensions: 46-3/4" L x 23-3/4" W x 17" Deep. **Electrical:** 9.2 amps, 120 volts, Two Speed, 10 ft power cord, 3 prong grounded plug. **Weight:** 135 lbs. **CFM:** 2000. **Cabinet Finish:** Black, White (**Note: Custom Color Available**) **Installation:** Suspended Ceiling

Filters Included — 1 Year Supply: 12-1/2" Polyester Pre Filters, 6-1/2" Activated Carbon Filters, 1-12" Deep HEPA Filter.

Filter Option — 1 Year Supply: 12-1/2" Polyester Pre Filters, 1-6" V-BANK Activated Carbon Filter, 1-6" Deep HEPA Filter.

Home/Office Systems

MatrixAir PR3Plus/PR6 Portable Air Cleaner

- Ideal for home/office and residential spaces
- No installation required—just plug it in!
- Variable Speed fan for quiet operation
- Powerful—high performance in a compact size



The “no-installation” answer to quality indoor air! In response to numerous requests, MatrixAir has developed the PR3Plus and PR6—high-performance air filtration in a portable package. Move it to wherever your needs are on non-marking easy-roll casters. Five year warranty.

Dimensions: 24"H x 13"W x 14"D. **Electrical:** 120 V, 3.17 amps, 8 ft cord. **CFM:** 350 CFM, recommended for areas up to 500 sq.ft. with 9 ft ceilings. **Warranty:** 5 years.

Filter Option — 1 Year Supply: PR3Plus with 6 activated carbon filters and 3" deep HEPA filter.

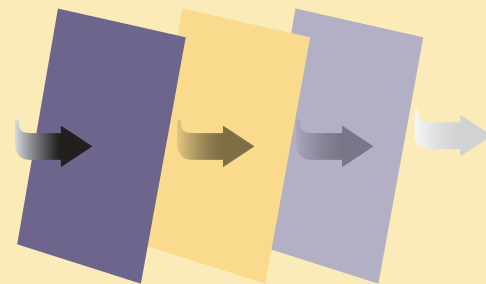
High-Performance Filter Option — 1 Year Supply: PR6 with activated carbon panel, 6 activated carbon filters and 6" deep HEPA filter.

The MatrixAir Triple Filtering System

Clean, safe, quiet — removes smoke, dust, mold spores, dust mites, viruses, pollen, chemicals, odors and more.

MatrixAir's three-phase approach to indoor air filtration may represent the ultimate in purification technology ... environmentally safe, maintenance friendly, highly effective and in terms of design, simple in the extreme.

THREE-PHASE FILTRATION



Polyester Pre-Filter

First line of defense—removes larger particles such as lint, hair, dust and pollen.

Activated Carbon Filter

The ‘chemical’ filter—eliminates gasses and odors by trapping and absorbing their molecules.

HEPA Filter

Removes micro-particles—smoke, dust mites, spores, mold, spray paint, ashes, even most viruses!

The three-phase filter is at the heart of every MatrixAir system, from the SuperSlim office air cleaner to our industrial-strength Interceptor 2000—a safe, flexible and highly effective approach to cleaner indoor air.

The MatrixAir Triple Filtering System

here are the advantages:

Three-Phase filtering — polyester pre-filter, activated carbon and HEPA type filtration eliminate chemicals & odors—trap 90-95% of particles down to .3 microns.

Simple, reliable operation — one of the simplest, most reliable systems available anywhere.

Safe, easy maintenance — filter changes are easy and environmentally friendly.

Efficient to run — cost-effective filter changes for very low operating costs.

Adaptable to new or existing systems — many MatrixAir systems can be easily installed in new or existing systems using standard components.

Self-Installation — MatrixAir systems come with all installation hardware included ... many can be easily installed by the end user.

Sized-to-fit — nineteen products to suit a small office, a whole house, an industrial installation and everything in-between.

Continuous cleaning — room air is constantly filtered, trapping odors & contaminants on every pass.

Customized filtering — many custom options available for specialized treatment, including super-efficient true HEPA 99.97% filtering down to .3 microns.

Proven highly effective — removes a wide variety of indoor pollutants, chemicals, biohazards and contaminants:

- Lint
- Hair
- Dust
- Pollen
- Odors
- Chemicals
- Smoke
- Grease
- Dust Mites
- Bacteria
- Spores
- Mold
- Spray Paint
- Oil Mist

Whole-House Systems

MatrixAir SED Series FOR HYDRONIC AND RADIANT HEAT SYSTEMS

- Designed for “whole-house” environments with hydronic/radiant heating
- Highest-performance units for commercial and residential environments
- Quiet, efficient HEPA/Carbon filtration
- Fully insulated for maximum performance
- Flexible installation—above ceiling, below floor, even in a closet!



The SED Series is MatrixAir’s answer to home/office/commercial whole-house filtration—an increasing concern in urban environments, or for those with high allergy sensitivities. SED units are designed for unobtrusive ducted installation, serving an entire home or office’s air filtration with a single unit.

MatrixAir SED series units can be installed almost anywhere—above a ceiling, within a floor, in an attic or basement—even in a crawl space or closet! And with MatrixAir’s safe, efficient multistage HEPA/Carbon filtering, you are assured of quality indoor air year round.

The SED series comes with a wide range of performance and convenience options—two-speed motors for quiet, efficient operation, side-access doors for easy maintenance—they can even be wired for remote-control operation.

Whole-house filtration, safety, operating efficiency and real price/performance—MatrixAir’s SED series.

MatrixAir SED 1000 — Suitable for environments up to 2000 total sq. ft.
Dimensions: 36”L x 24 1/4” W x 13” H. **Electrical:** 120 volts, 4.2 Amps.
Weight: 125 lbs. **CFM:** 1000. **Cabinet Finish:** Grey, 16 gauge steel.
Installation: 4 eye bolts installed on each system, 4 eye lags, 4 ‘S’ hooks, 20 ft. industrial hanging wire.

Filters Included — 1 Year Supply: 12–1/2” Polyester Pre Filters, 6–1/2” Activated Carbon Filters, 1–12” 95% HEPA Filter.

MatrixAir SED 1500 — Suitable for environments up to 3000 total sq. ft.
Dimensions: 36”L x 24-1/4”W x 17”H **Electrical:** 2 speed motor with hi/lo toggle, 120 volts, 6.2 Amps, 10 ft cord with 3 prong plug. **Weight:** 160 lbs.
CFM: 1200. **Cabinet:** 16 gauge steel. **Installation Hardware:** 4 eye bolts installed on each system, 4 eye lags, 4 ‘S’ hooks, 20 ft. industrial hanging wire.
Filters Included: 12–1/2” Pre-Tack Polyester Filter, 6–1/2” Activated Carbon Filter, 1–12” 95% HEPA Filter.

MatrixAir SED 2000 — Suitable for environments 4000 total sq. ft. & above
Dimensions: 48”L x 24”W x 24”H **Electrical:** 2 speed motor with hi/lo toggle, 120 volts, 9 Amps, 10 ft cord with 3 prong plug. **Weight:** 135 lbs. **CFM:** 1600. **Cabinet:** 16 gauge steel **Installation Hardware:** 4 eye bolts installed on each system, 4 eye lags, 4 ‘S’ hooks, 20 ft. industrial hanging wire.
Filters Included: 12–1/2” Pre-Tack Polyester Filter, 6–1/2” Activated Carbon Filter, 1–12” 95% HEPA Filter

Note: The MatrixAir SED series is designed for whole-house contractor-installed ducted use with hydronic or radiant heating. Contact a local HVAC Contractor for ductwork & air cleaner installation.

MatrixAir WHS Series

FOR DUCTED HEATING AND A/C SYSTEMS

- Efficient “bypass” units for new or existing ducted systems
- Economical installation—can be easily installed in existing systems
- Specifically designed for contractor installations
- Fully insulated for maximum performance

Whether you're installing a new heating/air conditioning system or looking to upgrade an existing one, the MatrixAir WHS series brings whole-house air purification to ducted systems in a high-performance package.

The WHS series is versatile and efficient—small enough to be suspended from floor joists or mounted in attics to serve in single-room applications, but powerful enough to clean the air for an entire home or office. It is designed to be easily adapted to existing heating and air conditioning systems using standard HVAC components.

MatrixAir WHS/1 — for new or existing ducted systems up to 800 CFM/2 tons. Also can be independently ducted for single room applications.

Dimensions: 30”H x 9” W x 18” D. **Electrical:** 120 volts, .75 amps. **Weight:** 45 lbs. **CFM:** 200. **Cabinet Finish:** Grey, 18 gauge steel. **Installation:** By-pass or joist mounted.

Filters Included — 1 Year Supply: 6 Polyester Pre Filters, 3 Activated Carbon Filters, 1–6” HEPA Filter.

MatrixAir WHS/10 — for new or existing ducted systems up to 2000 CFM/5 tons.

Dimensions: 12” D x 24” H x 24” L. **Electrical:** 120 volts, 3.9 amps. **Weight:** 100 lbs. **CFM:** 375. **Cabinet Finish:** Grey 16 gauge steel **Installation:** By-pass

Filters Included — 1 Year Supply: 6–Polyester Pre Filters, 3–Activated Carbon Filters, 1–6” HEPA Filter.

Note: The MatrixAir WHS series is designed for whole-house contractor-installed use with ducted heating/AC. Contact a local HVAC Contractor for ductwork & air cleaner installation.



Fantech Heat and Energy Recovery Ventilation Systems

- New high-tech electronic controls.
- Strong long-term warranties
- Superior German-made, factory-balanced EBM motors.



Keep your heat and AC where you need it—inside! Fantech Recovery Ventilation Systems ‘recycle’ your home/office heat and cooling.

Fantech HRVs feature aluminum heat-exchanger cores which ‘recycle’ indoor heat & a/c. Fantech ERVs, ideal for warmer climates, use enthalpic cores to transfer heat and moisture.

Each Fantech IAQ Product is designed using state-of-the-art technology and quality components for long life and dependable operation—guaranteed.

Quality features in every model:

- Heat Recovery units feature a lifetime warranty on the aluminum core. Energy Recovery units feature an ‘enthalpy’ core with a five-year warranty.
- Washable electrostatic filters
- Superior German-manufactured EBM Motors—the most durable motors in the industry, with a 7 year warranty.
- Fully insulated cabinet for quiet operation
- Electronic control boards featuring easy operation from a variety of optional remote controls.

Note: Fantech RV systems are designed to be professionally installed. Contact a local HVAC Contractor for ductwork & ventilator installation.

Industrial Systems

MatrixAir Interceptor 2000

DEMANDING ENVIRONMENT FILTRATION

- Recycling air design saves energy
- Provides the most aggressive contaminant removal
- The workhorse of the industry—for high-demand industrial environments
- Filter packages available for specific containment applications



For difficult industrial environments—body shops, factories, manufacturing and the like—only the most aggressive filtration is acceptable. The MatrixAir Interceptor 2000 is designed for high-demand applications, removing dust, smoke, chemicals and many more contaminants—up to 25 inches of advanced filtration provides real air quality improvement for your work environment.

The MatrixAir Interceptor 2000 can be customized with a variety of filtration packages for the removal of specific contaminants—high dust levels, odors, gasses, oil mist, VOC's and many other hard-to-treat environmental hazards.

In addition, the Interceptor 2000's “recycling air design” saves money by not having to exhaust valuable heated or cooled air to the outside.

Dimensions: 36” L x 25” W x 25” H. **Electrical:** 9.0 amps, 120 volts, Two Speed 10 ft power cord, 3 prong grounded plug. **Weight:** 167 lbs. **CFM:** 2000. **Cabinet Finish:** Black, White, Woodgrain. **Installation:** Ceiling or wall mounted.

Filters Included — 1–4” prefilter (one month supply), 1–15” bag filter (6 month supply), 1–6” HEPA Filter (one year supply). Filters can also be purchased separately.

High-Efficiency Filter Option: 99.97–99.99% Efficiency HEPA Filters Also Available.

The MatrixAir Filter Maintenance Program

earn a ten-year extended warranty!

Every air filtration system, no matter how it works, has to be maintained. Competing systems become almost ineffective once they're dirty, and can be quite difficult to clean.

HEPA filtering (developed by the Atomic Energy Commission to filter radioactive particles from the air) is very safe and simple to maintain—slide out the old filter and slide in the new.

To help keep your MatrixAir systems running at their best, we include a 12-month supply of all necessary filters with each unit*. After 12 months, our Filter Maintenance Program will send yearly reminders, to keep your system properly maintained.

If filters are changed according to the maintenance schedule, MatrixAir will grant an extended warranty of 10 years to the original purchaser, covering the entire unit (excluding filters.)

* Some higher-capacity units come with smaller supplies; see product description for details.



931 John Stark Hwy
Newport, NH 03773
800-235-HEPA (4372)
800-426-2611

603-863-7553
fax 603-863-7590

email info@MatrixAir.com
web www.pollutionresearch.com

matrixair product grid

product name	dimensions	electrical	weight	cfm	finish	installation	options
MatrixAir SuperSlim Ceiling Mount	22" L x 24" W x 7" H	74 amps, 120 volts, Single Speed, 7 ft power cord, 3 prong grounded plug	45 lbs.	200 CFM	White, Woodgrain, Black or Cherry.	Ceiling or wall mounted	*
	MatrixAir 2.0 Flushmount	23" L x 23" W x 10.25" H	55 lbs.	500 CFM	Aluminum in White or Black.	Suspended ceiling	*
MatrixAir 5.0 Flushmount	46-1/2" L x 23-3/4" W x 7" H	.74 amps, 120 volts, Single Speed, 7 ft power cord, 3 prong grounded plug	45 lbs.	200 CFM	Black or White	Suspended ceiling	*
MatrixAir 8.6 Flushmount	46-1/2" L x 23-3/4" W x 12" H	2.1 amps, 120 volts, Two Speed, 10 ft power cord, 3 prong grounded plug	75 lbs.	800 CFM	White or Black	Suspended ceiling	Custom color available*
MatrixAir Muscle Machine Ceiling Mount	23" L x 24" W x 12" H	2.1 amps, 120 volts, Two Speed, 7 ft power cord, 3 prong grounded plug	60 lbs.	800 CFM	Black, White, Woodgrain, Cherry	Ceiling or wall mounted	Muscle Machine MM6 6" HEPA filter *
MatrixAir Mark10 Ceiling Mount	35-1/2" L x 25-1/2" W x 13" H	4.2 amps, 120 volts, Two Speed, 10 ft power cord, 3 prong grounded plug	100 lbs.	1000 CFM	Black, White, Woodgrain, Cherry	Ceiling or wall mounted	*
MatrixAir Mark15 Ceiling Mount	35-1/2" L x 25-1/2" W x 17 1/2" H	6.2 amps, 120 volts, Two Speed, 10 ft power cord, 3 prong grounded plug	125 lbs.	1500 CFM	Black, White, Woodgrain, Cherry	Ceiling or wall mounted	*
MatrixAir Mark20 Ceiling Mount	36" L x 25" W x 25" H	9.0 amps, 120 volts, Two Speed, 10 ft power cord, 3 prong grounded plug	167 lbs.	2000 CFM	Black, White, Woodgrain, Cherry	Ceiling or wall mounted	*
MatrixAir 10.0 Flushmount	46-1/2" L x 23-3/4" W x 12" H	4.2 amps, 120 volts, Two Speed, 10 ft power cord, 3 prong grounded plug	85 lbs.	1000 CFM	Black, White	Suspended ceiling	Custom color available *
MatrixAir 22/14 Flushmount	46 1/2" L x 22" W x 12" H	4.2 amps, 120 volts, Two Speed, 10 ft power cord, 3 prong grounded plug	85 lbs.	1000 CFM	Black, White	Solid or suspended ceiling	Custom color available *
MatrixAir 20.0 Flushmount	46-3/4" L x 23-3/4" W x 17" D	9.2 amps, 120 volts, Two Speed, 10 ft power cord, 3 prong grounded plug	135 lbs.	2000 CFM	Black, White	Suspended ceiling	Custom color available *
MatrixAir PR3Plus/PR6	24"H x 13"W x 14"D	120 V, 3.17 amps, 8 ft cord. variable speed fan	25 lbs.	350 CFM	Black, Woodgrain, Cherry	Portable use	PR6 6" HEPA filter
MatrixAir SED 1000	36"L x 24 1/4" W x 13" H	120 volts, 4.2 Amp 1/4" W x 13" H	125 lbs.	1000 CFM	Grey 16 gauge steel	Flexible installation options	Contractor installation *
MatrixAir SED 1500	48"L x 24"W x 24"H	2 speed motor with hi/lo toggle, 120 volts, 6.2 Amps, 10 ft cord with 3 prong plug	160 lbs.	1200 CFM	Grey 16 gauge steel	Flexible installation options	Contractor installation *
MatrixAir SED 2000	36"L x 24-1/4"W x 17"H	2 speed motor with hi/lo toggle, 120 volts, 9 Amps, 10 ft cord with 3 prong plug	135 lbs.	1600 CFM	Gray 16 gauge steel	Flexible installation options	Contractor installation *
MatrixAir WHS/1	30"H x 9" W x 18" D	120 volts, .75 amps.	45 lbs.	200 CFM	Grey 18 gauge steel	By-pass or joist	Contractor installation *
MatrixAir WHS/10	12" D x 24" H x 24"L	120 volts, 3.9 amps	100 lbs.	375 CFM	Grey 18 gauge steel	By-pass	Contractor installation *
MatrixAir Interceptor 2000	48" L x 24" W x 24" H	120 volts, 9.0 amps, 2- speed toggle switch.	160 lbs.	2000 CFM	Grey 16 gauge steel	Joist or steel beam	High-Efficiency & True HEPA filters *

LIGHT COMMERCIAL AND OFFICE

COMMERCIAL SYSTEMS

PORTABLE

WHOLE-HOUSE & INDUSTRIAL

* NOTE: UV Germicidal Light available on most models — Call for Details